

BMW
GROUP



ROLLS-ROYCE
MOTOR CARS LTD



BMW GROUP: Retail Sales Q3 2025.

7TH OCTOBER 2025.

DISCLAIMER.

The information provided is provisional and may be subject to adjustments.

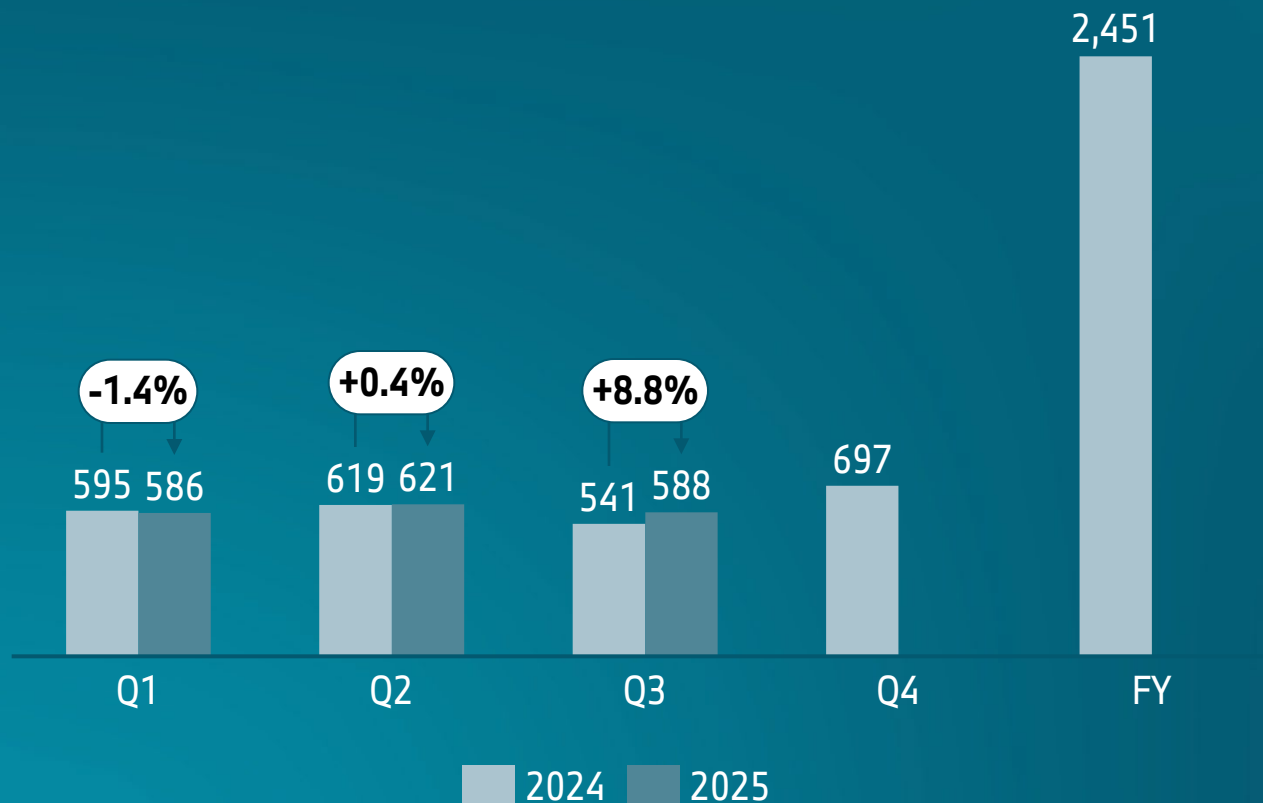
The official financial statements will be provided in our Q3 2025 report, which we will release on November, 05th 2025.

Statements about future performance of BMW AG are forward-looking and based on current expectations. They are subject to risks and uncertainties, and final results may differ.



GLOBAL RETAIL SALES BMW GROUP. SOLID SALES GROWTH IN Q3-2025.

In k units.



BEV RETAIL SALES BMW GROUP. Q3 BEV SALES ON PREVIOUS YEAR'S LEVEL.

In k units.



Share of total sales.

17.5% BEV

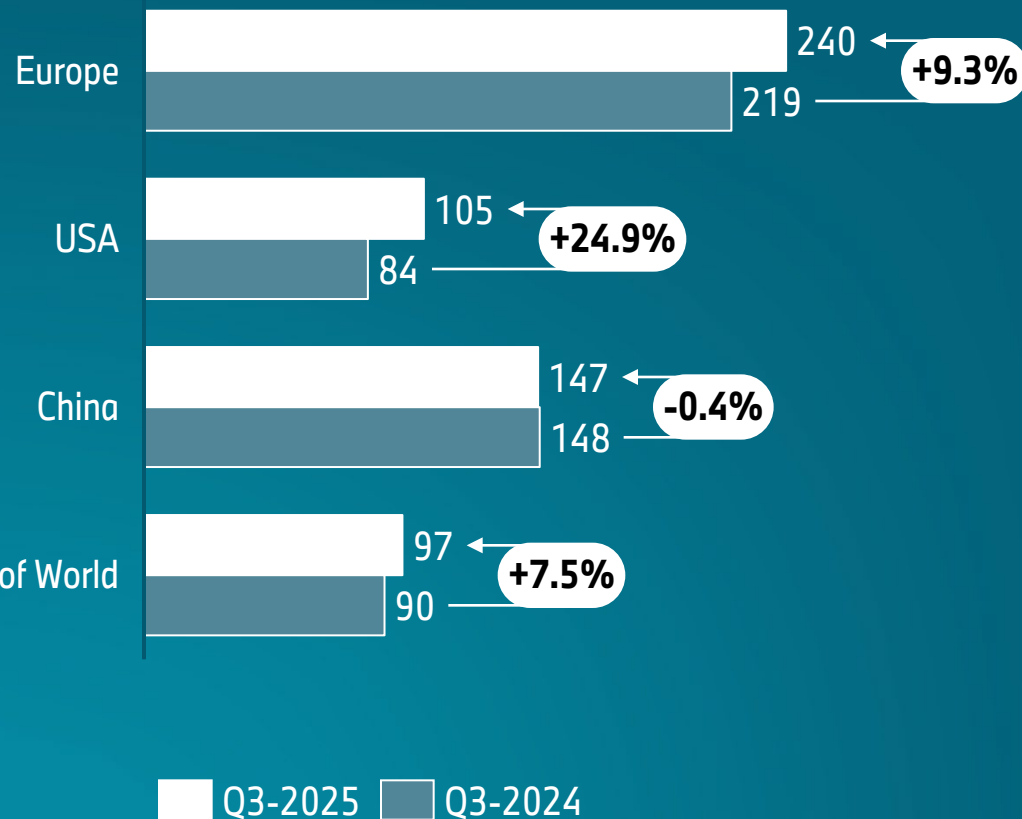
xEV **25.7%**

BMW GROUP: GROWTH IN ALL REGIONS OUTSIDE CHINA. STRONG ELECTRIFIED PERFORMANCE - ESPECIALLY IN EUROPE.

REGIONAL SALES.

In k units.

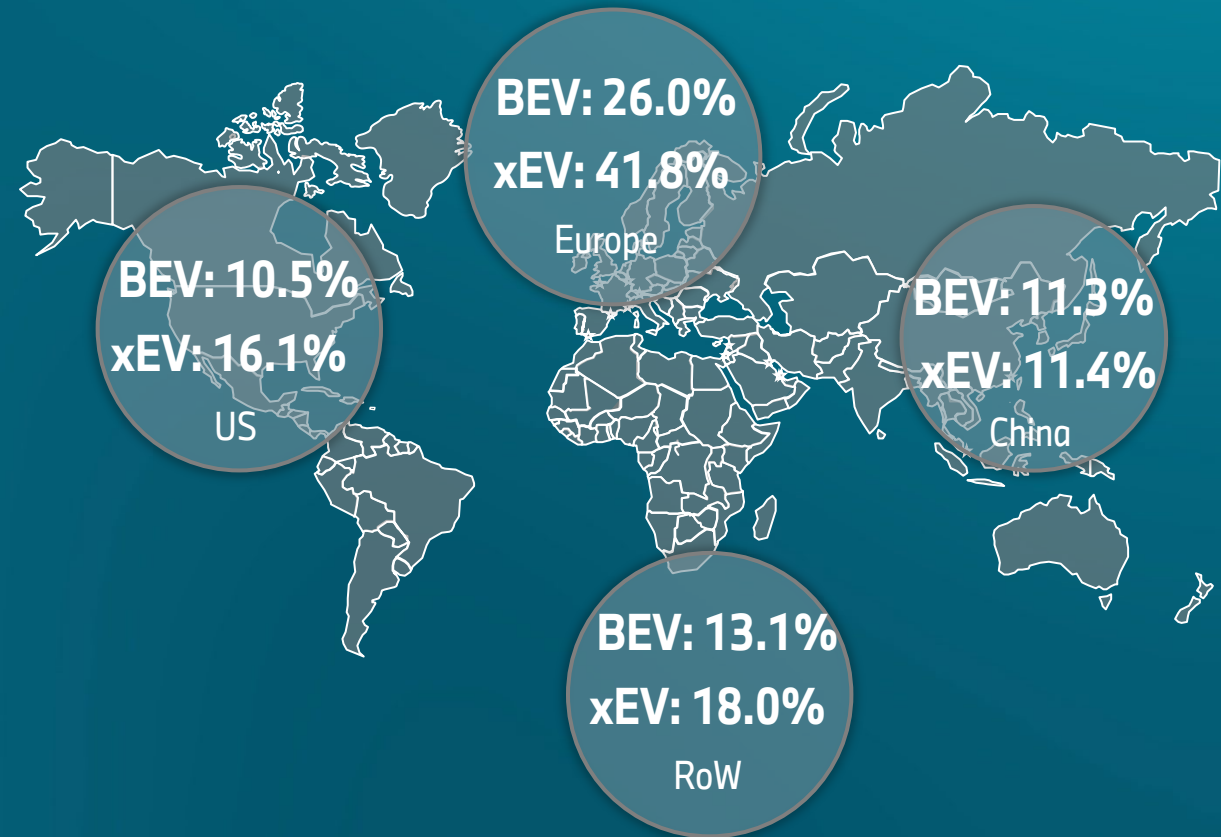
BMW
GROUP



BEV / xEV SHARE PER REGION.

In % of total Q3-2025.

BMW
GROUP



* Rest of world includes Asia except of China / Americas except USA.

CONSUMPTION AND EMISSION DATA.

BMW iX 3 50 xDrive

Fuel consumption in kWh/100km WLTP: 17.9 – 15.1

CO₂-emissions in g/km: 0

CO₂-Class: A

Mini John Cooper Works Cabrio

Fuel consumption in l/100km WLTP: 7.1-6.8

CO₂-emissions in g/km: 161-155

CO₂-Class: F

BMW iX xDrive60

Fuel consumption in l/100km WLTP: 21.9

CO₂-emissions in g/km: 0

CO₂-Class: A

BMW M235 xDrive Gran Coupé

Fuel consumption in l/100km WLTP (combined): 8.2

CO₂-emissions in g/km: 185

CO₂-Class combined: G