

**BMW  
GROUP**



**ROLLS-ROYCE**  
MOTOR CARS LTD



**BMW GROUP: Pre-Close Call to 31 March 2025.**

**10<sup>TH</sup> APRIL 2025.**



# DISCLAIMER.

The information provided is provisional and may be subject to adjustments.

The official financial statements will be provided in our Q1 2025 report, which we will release on May 7<sup>th</sup> 2025.

Statements about future performance of BMW AG are forward-looking and based on current expectations. They are subject to risks and uncertainties, and final results may differ.



# GLOBAL RETAIL SALES BMW GROUP. SLIGHT DECREASE IN Q1, GROWTH IN ALL REGIONS OUTSIDE CHINA.

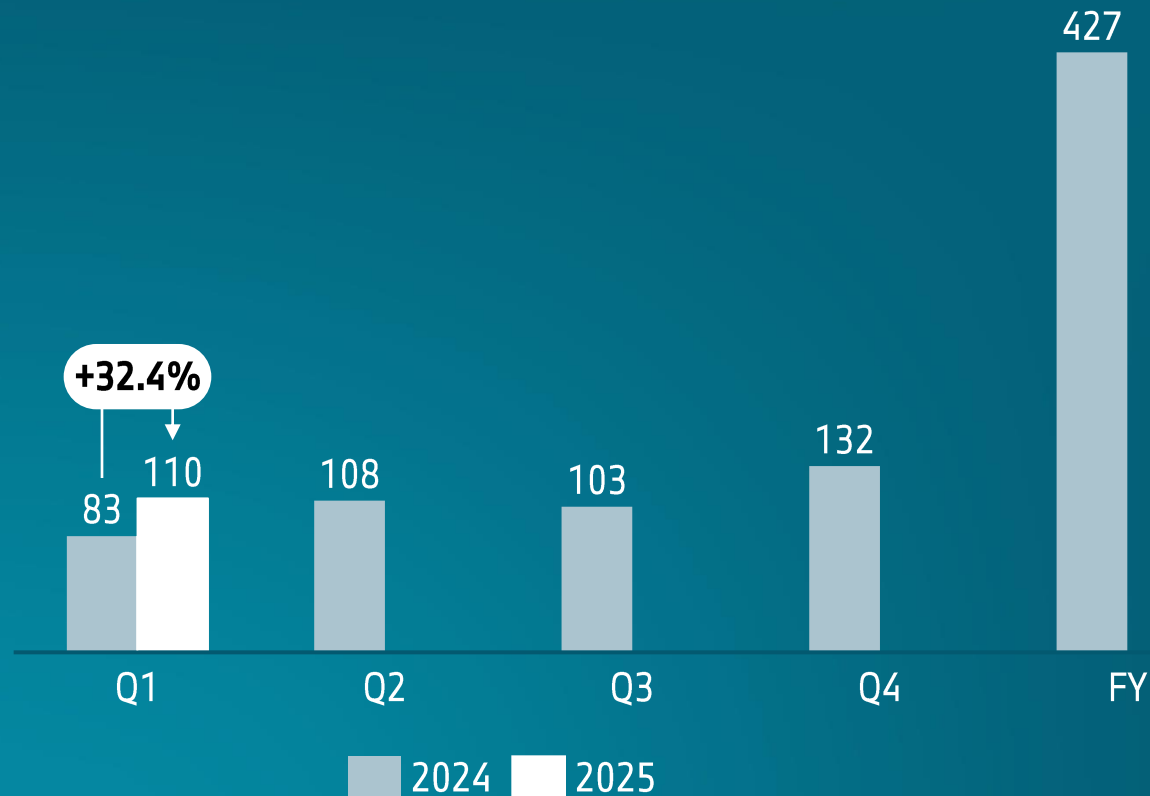
In k units.





# BEV RETAIL SALES BMW GROUP. SIGNIFICANT INCREASE GIVEN STRONG PRODUCT PORTFOLIO.

In k units.



Share of total sales.

**18.7%** BEV

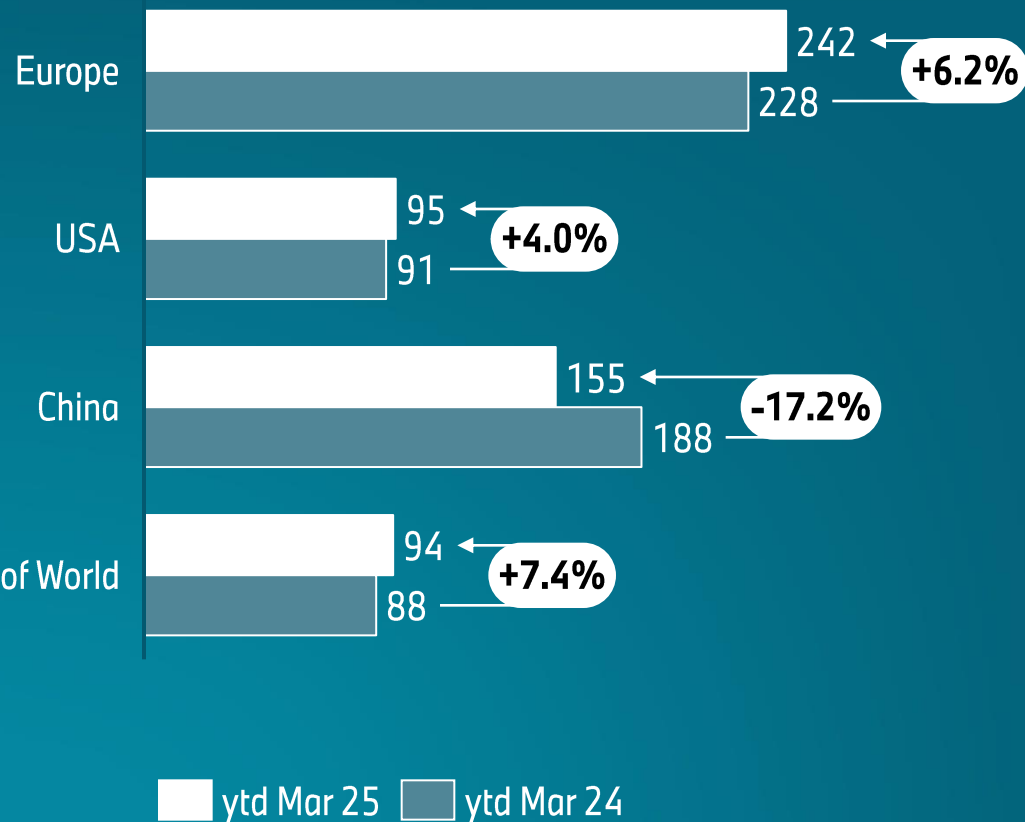
xEV **26.9%**

# BMW GROUP: GROWTH IN ALL REGIONS OUTSIDE CHINA. STRONG ELECTRIFIED PERFORMANCE - ESPECIALLY IN EUROPE.

## REGIONAL SALES.

BMW GROUP

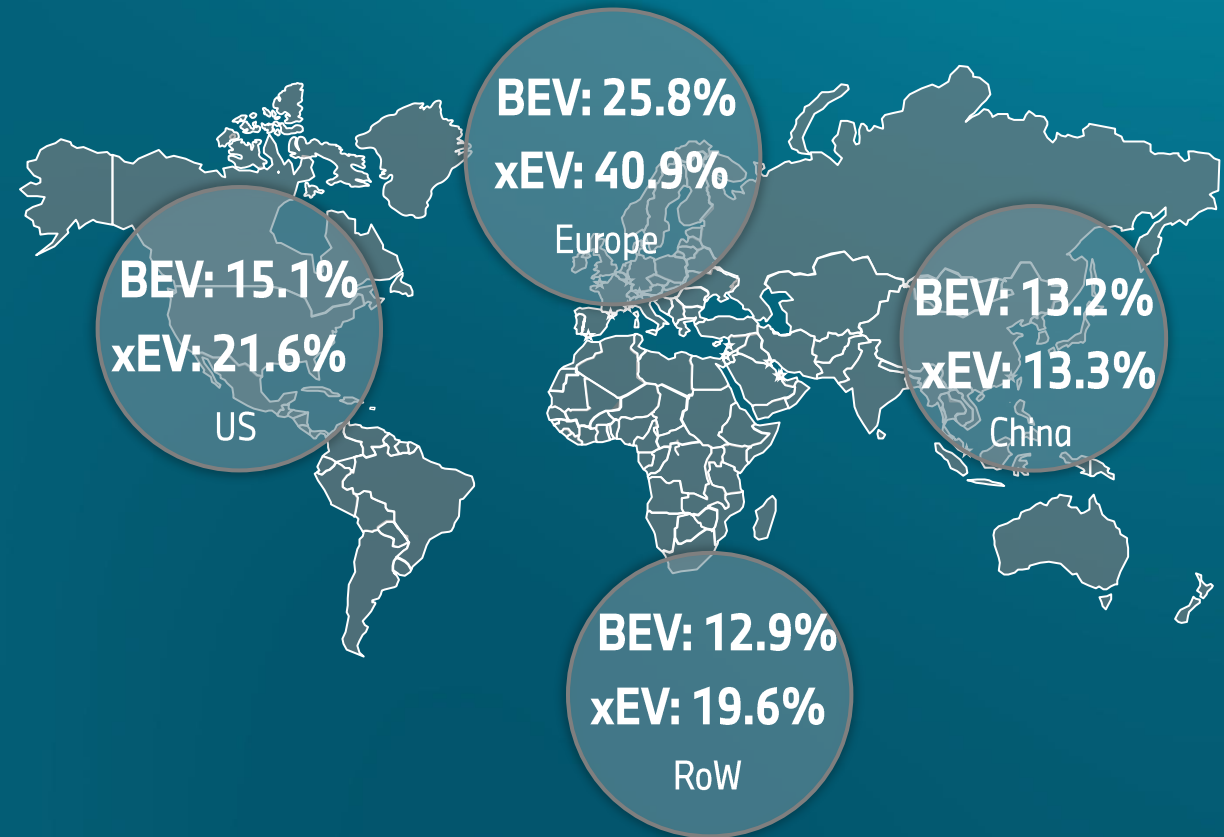
In k units.



## BEV / xEV SHARE PER REGION.

BMW GROUP

In % of total YTD Mar. 2025.



\* Rest of world includes Asia except of China / Americas except USA.

# CONSUMPTION AND EMISSION DATA.

## **BMW iX xDrive45.**

Fuel consumption in kWh/100km WLTP: 21.8

CO<sub>2</sub>-emissions in g/km: 0

CO<sub>2</sub>-Class: A

## **BMW iX2 xDrive30.**

Fuel consumption in kWh/100km WLTP: 17.6-17.7

CO<sub>2</sub>-emissions in g/km: 0

CO<sub>2</sub>-Class: A

## **MINI ACEMAN E.**

Fuel consumption in kWh/100km WLTP: 14.6

CO<sub>2</sub>-emissions in g/km: 0

CO<sub>2</sub>-Class: A

## **BMW M3 CS Touring.**

Fuel consumption in l/100km WLTP: 10.5

CO<sub>2</sub>-emissions in g/km: 238

CO<sub>2</sub>-Class: G

## **BMW M5 Touring.**

Fuel consumption in l/100km WLTP (combined): 2.0

CO<sub>2</sub>-emissions in g/km: 45

CO<sub>2</sub>-Class combined: B